





TAHOE CITY PUBLIC UTILITY DISTRICT
MANAGEMENT, SUPERVISORY, AND PROFESSIONAL SALARY RANGES - EFFECTIVE JANUARY 1, 2024

POSITION	2023					2024					
	HOURLY		MONTHLY		RANGE	HOURLY		MONTHLY		RANGE	
	MIN	MAX	MIN	MAX		MIN	MAX	MIN	MAX		
General Manager ~ #	\$ 103.33	\$ 134.33	\$ 17,910.53	\$ 23,283.87	213	\$106.79	\$138.83	\$18,510.98	\$24,064.28	213	
Assistant General Manager ~ #	\$ 90.79	\$ 118.03	\$ 15,736.93	\$ 20,458.53	200	\$93.84	\$121.99	\$16,264.91	\$21,144.38	200	
Chief Financial Officer ~ #	\$ 78.21	\$ 101.67	\$ 13,556.40	\$ 17,622.80	185	\$80.83	\$105.07	\$14,009.77	\$18,212.70	185	
Director of Utilities * #	\$ 78.21	\$ 101.67	\$ 13,556.40	\$ 17,622.80	185	\$80.83	\$105.07	\$14,009.77	\$18,212.70	185	
District Engineer ^	\$ 78.21	\$ 101.67	\$ 13,556.40	\$ 17,622.80	185	\$80.83	\$105.07	\$14,009.77	\$18,212.70	185	
Director of Parks and Recreation * # 	\$ 66.70	\$ 86.70	\$ 11,561.33	\$ 15,028.00	169	\$80.83	\$105.07	\$14,009.77	\$18,212.70	185	
Director of Strategic Affairs ~	\$ 65.38	\$ 85.00	\$ 11,332.53	\$ 14,733.33	167	\$67.57	\$87.84	\$11,712.41	\$15,226.13	167	
Utilities Superintendent *	\$ 64.73	\$ 84.15	\$ 11,219.87	\$ 14,586.00	166	\$66.90	\$86.97	\$11,596.45	\$15,075.38	166	
Senior Civil Engineer ^	\$ 63.46	\$ 82.50	\$ 10,999.73	\$ 14,300.00	164	\$65.58	\$85.26	\$11,367.95	\$14,778.33	164	
Human Resources Manager ~	\$ 61.59	\$ 80.07	\$ 10,675.60	\$ 13,878.80	161	\$63.66	\$82.75	\$11,033.62	\$14,343.71	161	
Associate Civil Engineer ^	\$ 57.45	\$ 74.68	\$ 9,958.00	\$ 12,944.53	154	\$59.37	\$77.18	\$10,291.26	\$13,378.63	154	
Construction Project Manager ^	\$ 55.76	\$ 72.49	\$ 9,665.07	\$ 12,564.93	151	\$57.63	\$74.91	\$9,988.59	\$12,985.17	151	
Information Systems and Technology Administrator ~	\$ 55.76	\$ 72.49	\$ 9,665.07	\$ 12,564.93	151	\$57.63	\$74.91	\$9,988.59	\$12,985.17	151	
Technical Services Manager ^	\$ 55.76	\$ 72.49	\$ 9,665.07	\$ 12,564.93	151	\$57.63	\$74.91	\$9,988.59	\$12,985.17	151	
Senior Management Analyst ~	\$ 55.21	\$ 71.77	\$ 9,569.73	\$ 12,440.13	150	\$57.06	\$74.17	\$9,889.70	\$12,856.60	150	
Accounting Manager ~	\$ 54.66	\$ 71.06	\$ 9,474.40	\$ 12,317.07	149	\$56.49	\$73.44	\$9,791.78	\$12,729.31	149	
Parks and Facilities Superintendent *	\$ 50.48	\$ 65.62	\$ 8,749.87	\$ 11,374.13	141	\$52.17	\$67.82	\$9,042.54	\$11,755.30	141	
Executive Assistant ~	\$ 47.55	\$ 61.82	\$ 8,242.00	\$ 10,715.47	135	\$49.15	\$63.89	\$8,518.48	\$11,074.03	135	
GIS Administrator ~	\$ 47.55	\$ 61.82	\$ 8,242.00	\$ 10,715.47	135	\$49.15	\$63.89	\$8,518.48	\$11,074.03	135	
Tahoe City Golf Course/Winter Sports Park Business Manager * 	\$ 45.70	\$ 59.41	\$ 7,921.33	\$ 10,297.73	131	\$47.23	\$61.40	\$8,186.10	\$10,641.92	131	
Parks and Facilities Assistant Superintendent *	\$ 45.70	\$ 59.41	\$ 7,921.33	\$ 10,297.73	131	\$47.23	\$61.40	\$8,186.10	\$10,641.92	131	
Recreation Superintendent *	\$ 45.70	\$ 59.41	\$ 7,921.33	\$ 10,297.73	131	\$47.23	\$61.40	\$8,186.10	\$10,641.92	131	
Management Analyst ~	\$ 45.24	\$ 58.82	\$ 7,841.60	\$ 10,195.47	130	\$46.76	\$60.79	\$8,105.05	\$10,536.56	130	
COLA increase effective 1-1-2024	3.35%										
Annual Uniform Allowance	~ \$285.00		^ \$515.00		* \$655.00						
Monthly Car Allowance	# \$600.00										
Monthly Cell Phone Allowance	\$75.00		[In addition, reimbursement for cell phone purchase once every two years up to \$550/once every three years up to \$650]								
Longevity Pay > 15 yrs of service	2.50%										
Position with Salary Range Change effective 1-1-2024 											
Position adjusted to 1.0 FTE with title change 											
District Accountant, District Treasurer, and District Clerk are Board Appointed positions compensated at \$100/year.											
Revision Date:	11/30/2023			Approved by Board of Directors on:				12/15/2023			